

RESEARCH ARTICLE

Stop Saying That It Is Wrong! Psychophysiological, Cognitive, and Metacognitive Markers of Children's Sensitivity to Punishment

Maria Luz Gonzalez-Gadea^{1,2,3}, Anouk Scheres⁴, Carlos Andres Tobon^{5,6}, Juliane Damm⁷, Sandra Baez^{1,2,3}, David Huepe^{3,8}, Julian Marino⁹, Sandra Marder¹⁰, Facundo Manes^{1,2,3,11}, Sofia Abrevaya¹, Agustin Ibanez^{1,2,3,11,12*}



OPEN ACCESS

Citation: Gonzalez-Gadea ML, Scheres A, Tobon CA, Damm J, Baez S, Huepe D, et al. (2015) Stop Saying That It Is Wrong! Psychophysiological, Cognitive, and Metacognitive Markers of Children's Sensitivity to Punishment. PLoS ONE 10(7): e0133683. doi:10.1371/journal.pone.0133683

Editor: Alessio Avenanti, University of Bologna, ITALY

Received: May 8, 2015

Accepted: June 30, 2015

Published: July 28, 2015

Copyright: © 2015 Gonzalez-Gadea et al. This is an open access article distributed under the terms of the [Creative Commons Attribution License](https://creativecommons.org/licenses/by/4.0/), which permits unrestricted use, distribution, and reproduction in any medium, provided the original author and source are credited.

Data Availability Statement: All relevant data are within the paper and its Supporting Information files.

Funding: This research was partially supported by grants from National Council of Scientific and Technological Research (CONICET), National Committee of Scientific and Technological Research (CONICYT) and National Fund for Scientific and Technological Development (FONDECYT) - Regular 1130920, CONICYT and FONDECYT - Regular 1140114, Fund for Scientific and Technological Research (FONCyT) for Scientific and Technological Projects (PICT) 2012-0412, FONCyT-PICT 2012-

1 Institute of Cognitive Neurology (INECO), Buenos Aires, Argentina, **2** National Scientific and Technical Research Council (CONICET), Buenos Aires, Argentina, **3** UDP-INECO Foundation Core on Neuroscience (UIFCoN), Faculty of Psychology, Diego Portales University, Santiago, Chile, **4** Behavioural Science Institute, Developmental Psychology, Radboud University, Nijmegen, The Netherlands, **5** Grupo de Neurociencias de Antioquia, Facultad de Medicina, Universidad de Antioquia, Medellin, Colombia, **6** Grupo de Neuropsicología y Conducta, Facultad de Medicina, Universidad de Antioquia, Medellin, Colombia, **7** University of Leipzig, Leipzig, Germany, **8** Laboratorio de Cognitive and Social Neurosciences, Universidad Diego Portales, Santiago, Chile, **9** Laboratorio de Neuroimágenes, Universidad Nacional de Córdoba, Córdoba, Argentina, **10** Comisión de Investigaciones Científicas de la Provincia de Buenos Aires y Facultad de Psicología (UNLP), La Plata, Argentina, **11** Centre of Excellence in Cognition and its Disorders, Australian Research Council (ACR), Randwick, New South Wales, Australia, **12** Universidad Autónoma del Caribe, Barranquilla, Colombia

* aibanez@ineco.org.ar

Abstract

Neurodevelopmental evidence suggests that children's main decision-making strategy is to avoid options likely to induce punishment. However, the cognitive and affective factors contributing to children's avoidance to high punishment frequency remain unknown. The present study explored psychophysiological, cognitive, and metacognitive processes associated with sensitivity to punishment frequency. We evaluated 54 participants (between 8 and 15 years old) with a modified Iowa Gambling Task for children (IGT-C) which included options with varying long-term profit and punishment frequencies. Skin conductance responses (SCRs) were recorded during this task. Additionally, we assessed IGT-C metacognitive knowledge, fluid intelligence, and executive functions. Participants exhibited behavioral avoidance and high anticipatory SCRs to options with high frequency of punishment. Moreover, age, IGT-C metacognitive knowledge, and inhibitory control were associated with individual differences in sensitivity to punishment frequency. Our results suggest that children's preference for infrequently punished decisions is partially explained by psychophysiological signals as well as task complexity and development of cognitive control.

1309, FONCyT-PICT 2012-0412, and Foundation of the Institute of Cognitive Neurology (INECO).

Competing Interests: The authors have declared that no competing interests exist.

Introduction

Ferb, an eleven-year-old boy, is completing an e-tutorial in preparation for a math exam. He is frustrated by the visual and auditory cues indicating errors in the tutorial. Also, he is eager to finish the exercises quickly and play his favorite videogame. However, Ferb knows that if he obtains a passing mark in the exam, he will have two months of vacations.

Decision-making requires making trade-offs such as suppressing the need for immediate reward and tolerating punishments or errors in the short term, in order to achieve long-term goals. Neurodevelopmental studies suggest that children's main decision-making strategy is to avoid options with a high frequency of punishment [1–6]. However, the psychophysiological and cognitive processes contributing to sensitivity to punishment frequency remain unknown.

Decision-making has been evaluated with the Iowa Gambling Task (IGT) [7] and similar tests adapted for children [4,8]. In these tasks, participants have to win game money by selecting cards from four decks, which differ in the magnitude and frequency of gain and loss. There are two decks considered advantageous in the long run and also two disadvantageous decks. Both options also contained one deck with high punishment frequency and other with low probability of punishment. Most studies found that children do not make advantageous decisions in the IGT until late adolescence [8–12]. However, other reports have noted that children did not behave randomly and selected decks with infrequent punishment, despite the options' long-term profit [2–4,6,13,14]. It is important to note that previous versions of the IGT feature important caveats for children assessment. This complex task involves several processing dimensions (amounts, frequencies, wins, losses). In addition, it demands mental calculations of costs and profits, which proved challenging for young children (e.g., operations with negative numbers).

Besides, implicit emotional processing during IGT performance has been extensively reported in adults through psychophysiological markers, such as skin conductance response (SCR) [15,16–18]. These studies have shown that participants exhibit SCR changes in response to the outcome of their choices (win versus loss). Remarkably, healthy adults show an anticipatory SCR before selecting a disadvantageous option. These signals have been interpreted as an index of emotional arousal and implicit processes underlying advantageous decision making. However, evidence of psychophysiological processes associated with IGT performance in children is scarce. Crone and van der Molen [2] reported that anticipatory SCR to disadvantageous options is absent in children (but see [19]) although present in adolescents (up to 16 years old) when choosing options with high punishment frequency. We suggest that the complexity of the IGT involving four options and different dimensions makes it difficult to disentangle the effects of long-term profit and punishment frequency on children's SCR.

Several developmental studies have suggested a relation between IGT performance and cognitive abilities such as fluid intelligence (FI) and executive functions (EFs) [3,9]. For instance, cognitive control is one of the EFs which naturally correlates with children's ability to make advantageous choices. However, some reports failed to find associations between these processes [10,11,20–22]. These inconsistencies could be explained by differential strategies during IGT performance [3,6,23]. Furthermore, to our knowledge, no study has assessed the involvement of FI and EFs in children's sensitivity to punishment in the IGT.

Finally, participants' task rules comprehension and option payoffs (explicit task-relevant knowledge) [24,25] as well as metacognitive knowledge [26,27] have been positively correlated with performance in adults. However, no previous study has explored whether children's metacognitive knowledge is associated with performance on decision-making tasks.

Aims and predictions

This study explored the role of psychophysiological responses, cognitive abilities (FI and EFs), and IGT metacognitive knowledge in children's sensitivity to punishment. To this end, we designed a simplified IGT adapted for children, where the four original decks were presented in two task versions with different difficulty level. In both versions we tested the influences of punishment frequency during decision making. In the easy version, children selected between an advantageous deck (AD) with low punishment frequency (AD-L) and a disadvantageous deck (DD) with high punishment frequency (DD-H). We expected that participants would easily identify the AD in this version due to frequency bias. Children also performed a more difficult (hard) version in which the AD included high punishment frequency (AD-H) while the DD was associated with low punishment frequency (DD-L). We predicted that participants would present difficulties to discriminate between both AD and DD in this version.

We also assessed SCRs prior to card selection (anticipatory SCR) and after feedback. We predicted that both SCR measures of implicit learning and post-feedback processing would reflect children's preference for infrequent punishment. In addition, we expected both behavioral and psychophysiological measures of decision making to be associated positively with age [2]. Last, we explored whether demographics (age and gender), cognitive abilities (FI and EFs), and IGT-C metacognitive knowledge were associated with individual's differences in sensitivity to punishment.

Material and Methods

Participants

Fifty-nine participants, between eight and 14 years of age, were recruited from two private schools to participate in the study. Both schools were located in the same neighborhood of Buenos Aires City and featured students from middle to high socioeconomic status. As in other reports [28], some of them (7.75%) were excluded due to absent SCRs. The final sample included 54 (31 female) participants with a mean age of 11.13 ($SD = 2.01$). None of them reported a history of psychiatric or neurological disorders or were under psychopharmacological treatment. All participants provided a written informed assent, and a parent, next of kin, caretakers, or guardian gave written informed consent on behalf of the child enrolled in this study. These written informed consents follow the norms of the declaration of Helsinki. The study was approved by the Ethics Committee of the Institute of Cognitive Neurology.

Instruments

IGT for children (IGT-C). We adapted the computerized four-deck IGT to design two versions suitable for children, with two decks each. Fig 1 shows an example of a trial sequence. Each trial began with the presentation of a stimulus for 6 seconds (sec), during which participants could ponder on their decision. A message then asked for a response. Participants took roughly between 0.5 and 2 sec to respond, without time pressure. After the response, the stimulus was replaced by a 2 sec outcome display. Thus, inter-trial intervals ranged from 8.5 to 10 sec.

Participants were instructed to select a card from either the left or the right deck by pressing 1 or 2 with the middle and index fingers of their dominant hand. Their goal was to maximize an initial capital (\$120) represented by a money bar on the top of the stimulus display. Every time a card was selected, an outcome display revealed the back of the card depicting either a win or a loss. Winning feedback consisted of a green card with a happy face showing the amount earned. Loss feedback showed a card split down the middle: green with a happy face

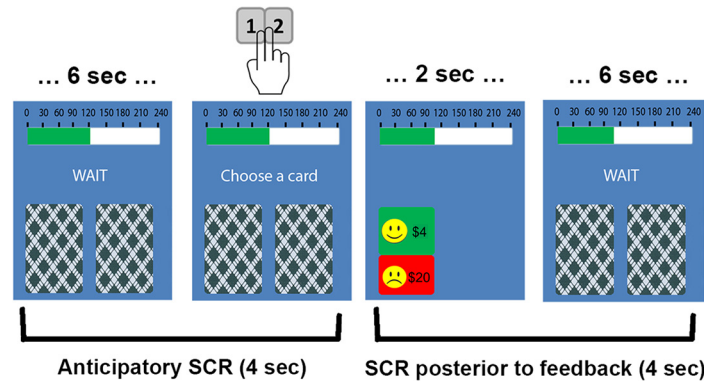


Fig 1. Trial sequence of the IGT-C. Each trial begins with a screen showing two decks and a “wait” message during 6 sec. Participants then select a deck by pressing 1 or 2 (second screen). Following response selection, an outcome screen shows the card selected (2 sec). After that, a new trial starts. The window of interest for SCR measures is shown below the screenshots. The example belongs to a card selected from de disadvantageous deck of the hard version.

doi:10.1371/journal.pone.0133683.g001

on the top and red with a sad face on the bottom (Fig 1). Immediately after feedback, the money bar was updated to reflect the balance or total amount won or lost in the trial. Thus, money bar represented the overall amount of winnings so far. Each version of the IGT-C included two decks differing in their long-term profit (AD and DD) and punishment frequency (high and low) (Table 1). Both versions contained an AD with small wins (\$2) and a DD with high wins (\$4). Every card from both decks includes a win, as a result the frequency of reward remains constant in the task (100%). However, the magnitude and frequency of punishment differed across decks and versions. In the easy version, the punishment frequency was low (20%) for the AD-L and high (50%) for the DD-H. In the hard version, punishment frequency between decks was inverted (AD-H and DD-L).

Participants were blind to both the distribution of reward and punishment between decks and the number of trials in each version (100). Every 20 trials, a black screen reading “break” indicated that participants could rest for a while, before resuming the task by pressing the spacebar. Participants were informed that they would receive chocolates after task completion, according to the accumulated money: one for less than \$120, two for a profit between \$120 and \$180, and three for more than \$180. All participants performed both versions which lasted approximately 15 minutes each. During a pilot study we observed similar performance when we counterbalanced the presentation order of the easy and hard versions (see S1 Text).

Table 1. Distribution of the reward and punishment across the decks and versions of the IGT-C.

		Reward		Punishment	
		Amount \$	Frequency %	Amount \$	Frequency %
Easy Version	AD-L	2	100	6–4	20
	DD-H	4	100	8-10-12	50
Hard Version	AD-H	2	100	1-2-3	50
	DD-L	4	100	20–30	20

* AD-L: Advantageous deck with low punishment frequency

DD-H: Disadvantageous deck with high punishment frequency; AD-H: Advantageous deck with high punishment frequency; DD-L: Disadvantageous deck with low punishment frequency.

doi:10.1371/journal.pone.0133683.t001

However, children were less motivated and perceived poor performance when they played the hard version first. For this reason, in the current study we presented the easy version followed by the hard version. In both versions, we counterbalanced the left and right distribution of the AD and DD. Following classical IGT analysis [7], we measured the number of cards selected for each deck and we calculated a net score for each version by subtracting the number of cards from the AD minus the DD.

SCR recordings and processing. SCR were recorded during the IGT-C using a constant voltage (0.5 V) with Ag/Ag-Cl electrodes attached to the distal phalanx surfaces of the middle and index fingers of the non-dominant hand. The SCR was amplified through a BIOPAC system (MP100) and sampled on AcqKnowledge software at a rate of 200 Hz.

SCR data was analyzed using Matlab 7.1 and Ledalab toolbox (<http://www.ledalab.de/>). To decompose the raw skin conductance signal into phasic components, we used a discrete decomposition analysis [29]. The SCR area under the curve was calculated for two windows of interest: (1) anticipatory SCR for the 4 sec preceding response selection, and (2) post-feedback SCR for the 4 sec after feedback onset (Fig 1). SCRs were considered significant if higher than 0.01 μ S [29].

IGT-C metacognitive knowledge. We developed a structured questionnaire to assess the participants' metacognitive knowledge, including understanding of task variables and motivation during the task. First, we asked how enjoyable the task was on a 4-point scale (motivation). Second, we evaluated the participants' abilities to calculate their net score per trial (the amount of win minus the amount of loss in a trial). We showed six examples of trials that implied a negative net score (four items), a positive payoff (one item) and a balance between win and loss (one item). Participants had to indicate which of three possible answers corresponded to the net score shown. Finally, we included a question to check understanding of the long-term profit of both decks and index knowledge of the task. The questionnaire was completed at the end of the IGT-C (see details in S2 Text).

Cognitive assessment. We evaluated the participants' cognitive profile using measures of FI and EFs. A detailed description of tasks and measures is provided in S3 Text.

FI was evaluated with the Raven's Progressive Matrices Test (RPMT) [30]. EFs were assessed through several instruments: (1) sub-tests from the Wechsler Intelligence Scale for Children, fourth edition (WISC IV) [31] (digit span, arithmetic, and letters and numbers), to assess working memory; (2) the child's version of the Hayling test, to verbally assess response inhibition [32,33]; (3) the Trail Making Test, to assess attention (TMT-A) and set-shifting (TMT-B) [34]; and (4) the Battersea Multitask Paradigm (BMP), an ecological measure of EFs which taps several executive domains [35]. Participants had to complete three games (fruit sorting, caterpillar coloring, and counter sorting) within a lapse of three minutes while following four constrained rules (see S3 Text). Children were instructed to generate a plan before starting (planning abilities). BMP performance was evaluated considering number of tasks attempted (set-shifting), strategy performance (strategy formation), and rule-breaking behavior or number of errors (inhibitory control).

Data analysis

A repeated measures analysis was used to assess performance and psychophysiological responses in the IGT-C according to: (1) long-term profit of the options (AD vs. DD) in each version, and (2) punishment frequency across versions (high vs. low). An ANOVA test was employed to compare the number of cards selected. Given that SCR measures do not satisfy the assumption of normality, a non-parametric Wilcoxon signed-rank test was used to perform SCR comparisons. In addition, we performed correlation analyses between age and both

behavioral and psychophysiological measures. Pearson's coefficient was used for parametric variables while Spearman's ranks test was used for non-parametric measures. The significance of all correlations was corrected for multiple comparisons using the Sidak method (adjusted α level after correction of .01). To explore individual differences in sensitivity to punishment frequency, we split participants in groups *a posteriori* according to their IGT-C performance. Positive net score showed that most card selections were from the AD, while negative net score evidenced the preference for options from the DD. All participants obtained a positive net score in the easy version; while because of the frequency bias, negative and positive scores were observed in the hard version (see Fig 1B). Therefore, subjects who obtained a negative net score in the hard version were considered participants with high sensitivity to punishment frequency. On the contrary, participants who obtained positive net score on the hard version were categorized as subjects with low sensitivity to punishment frequency. Groups were compared along the variables of gender (chi square test) and age (student's *t*-test). Given that sensitivity to punishment frequency is highly associated with age [1,3,6], we included this variable as a covariate in an ANCOVA analysis to compare the groups' metacognitive and cognitive profiles. Both significant group differences before and after covariance are reported.

Results

Are children sensitive to punishment frequency?

We performed repeated measures analysis between the number of cards selected from the AD and DD. In the easy version, participants made significantly more choices from the AD-L than the DD-H ($F_{(1, 53)} = 122.01, p = .001$) (Fig 2). However, no differences between decks were observed in the hard version ($F_{(1, 53)} = 2.87, p = .095$). A comparison of decks with different punishment frequency showed that children significantly selected more cards from decks with low than high punishment frequency in both ADs (AD-L > AD-H; $F_{(1, 53)} = 19.88, p = .001$) and DDs (DD-L > DD-H; $F_{(1, 53)} = 19.88, p = .001$) (see S1 Table). In addition, we performed correlations between age and net scores. Age was significantly associated with performance in both version (easy version: $r = 0.39, p = .010$; hard version: $r = 0.54, p = .000$).

These results evidence that participants discriminated between ADs and DDs only when the AD was associated with infrequent punishment (easy version). However, they failed to do so when the AD had high punishment frequency (hard version). Furthermore, comparing decks according their punishment frequency, we observed that children avoided options with high probability of punishment (DD-H < DD-L and AD-H < AD-L). Finally, age was significantly associated with performance in all decks from both versions, suggesting that advantageous decision making improves with age.

Does anticipatory SCR discriminate between options with different punishment frequency?

Non-parametric pair-wise comparisons were used to assess anticipatory SCR between (i) ADs and DDs and (ii) decks with high and low punishment frequency (Fig 3). In the easy version, significantly higher anticipatory SCRs were observed in DD-H compared to AD-L ($z = 1.46, p = .049$). Instead, the hard version yielded no significant differences between decks ($z = 0.23, p = .814$). In addition, significant differences were observed between decks with high and low punishment frequency. Participants showed higher anticipatory SCR in AD-H than in AD-L ($z = 2.91, p = .003$). However, no significant differences were observed between DD-H and DD-L ($z = 0.02, p = .978$) (see details in S1 Table).

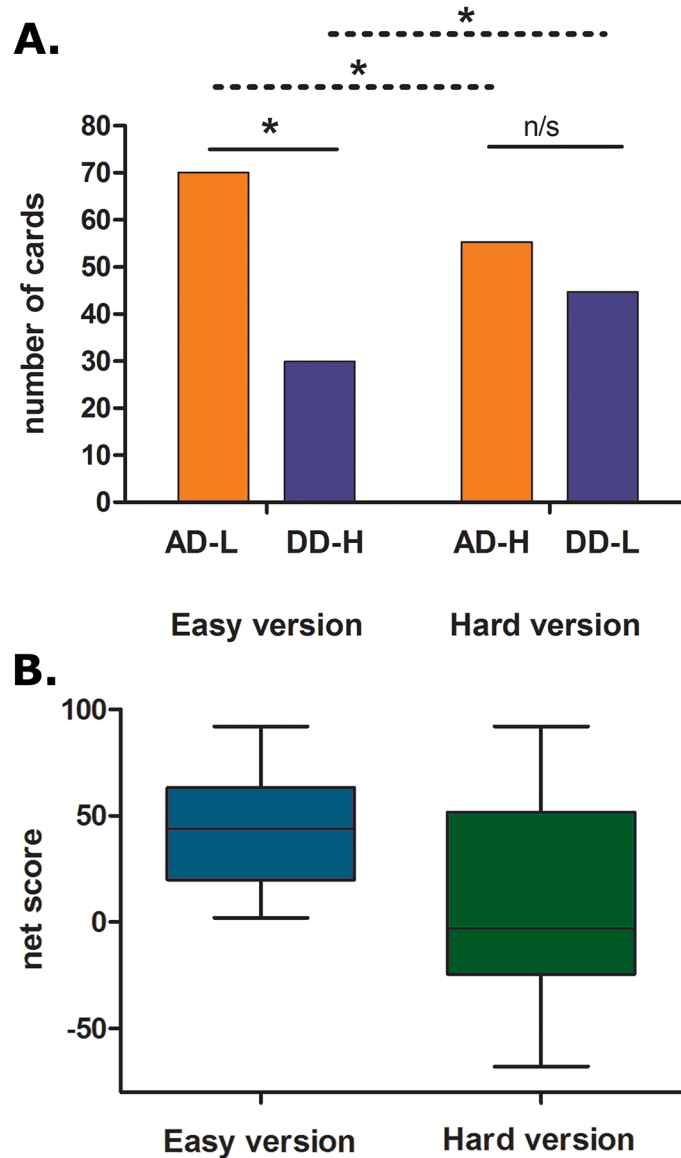


Fig 2. IGT-C number of cards selected per decks. (A) Mean number of cards selected from each deck of each version. (B) Box plots of net scores of each version.

doi:10.1371/journal.pone.0133683.g002

Furthermore, we used Spearman's test to assess the relationship between age and anticipatory SCR measures. No significant associations were found between these variables (see [S2 Table](#)).

Consistent with behavioral responses, these results show that anticipatory SCR discriminated between AD and DD only when the AD was associated with infrequent punishment (easy version). In addition, anticipatory SCR differentiated between options with high and low punishment frequency for ADs but not for DDs. None of these SCR indexes were associated with age.

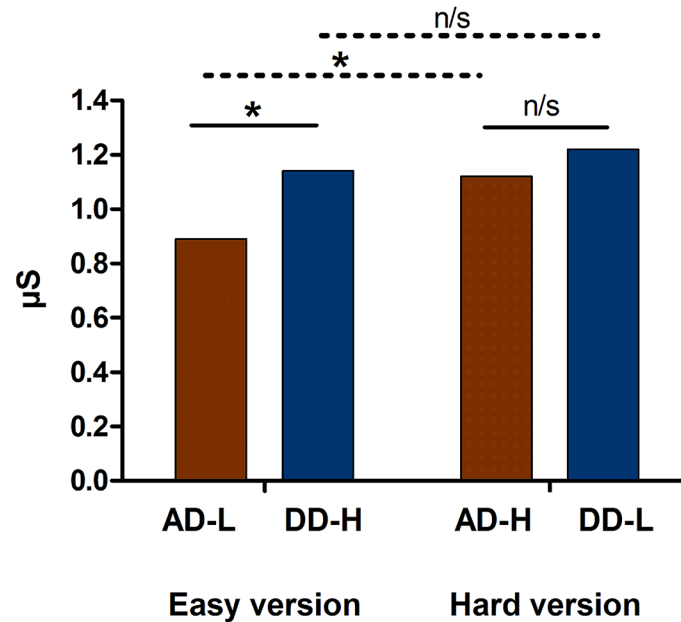


Fig 3. Anticipatory SCR. Mean of participants' anticipatory SCRs (area under the curve) for each deck of the IGT-C, and comparisons between options.

doi:10.1371/journal.pone.0133683.g003

Does SCR after feedback discriminate between options with different punishment frequency?

Fig 4 shows SCR after feedback. First, comparisons between SCR after win and SCR after loss were performed for each deck. In the easy version, no significant differences were observed in either deck (AD-L: $z = 0.96$, $p = .332$; DD-H: $z = 1.21$, $p = .223$). In the hard version, although no significant differences were found in the AD-H ($z = 0.30$, $p = .761$), SCR after loss was significantly higher than SCR after win in the DD-L ($z = 3.43$, $p = .000$).

For comparisons between decks, we calculated the difference between SCR after loss and SCR after win for each deck as a composite measure for SCR after feedback (see details in S1 Table). The comparison of decks with different long-term profit (AD versus DD) revealed no significant differences in either the easy ($z = -.13$, $p = .896$) or the hard ($z = -.85$, $p = .393$) version. As regarding decks with different punishment frequency, no significant differences were found between AD-L and AD-H ($z = -1.85$, $p = .063$). However, SCR after feedback was significantly higher for DD-L (hard version) than DD-H (easy version) ($z = -2.31$, $p = .021$).

Lastly, we performed correlations between age and measures of SCR after feedback. No significant associations were found between these variables (see S2 Table).

In sum, results show that post-feedback SCR was not modulated by punishment frequency. However, SCR modulations for win/loss were observed in the DD-L. Similarly, SCR after feedback was significantly higher for DD-L than for DD-H. Remarkably, the former deck contained the highest magnitude of losses in the task. Thus, SCR after feedback seems sensitive to unexpected high loss rather than punishment frequency. Finally, none of these psychophysiological signals was related to age, suggesting that SCR after feedback was similar across the sample.

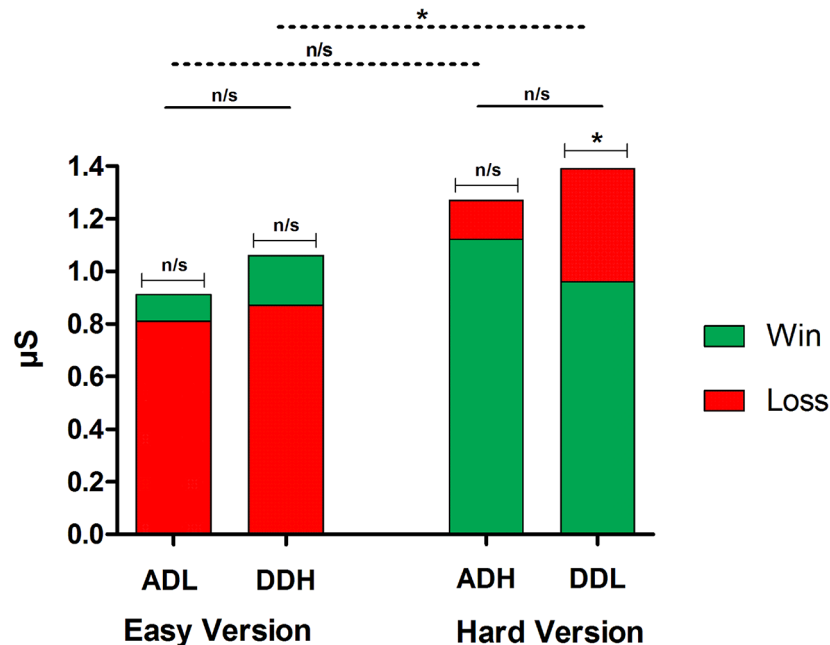


Fig 4. SCR after feedback. Mean of participants' SCRs after feedback (area under the curve) for each deck of the IGT-C, and comparisons between options. Bars of win and loss feedback are superimposed in each deck.

doi:10.1371/journal.pone.0133683.g004

Cognitive and metacognitive processes associated with individual differences in sensitivity to punishment frequency.

On the basis of performance in the hard version, participants were categorized as either more or less sensitive to punishment frequency (see criteria group formation in [Data analysis](#)). [Table 2](#) shows group comparisons along the variables of gender and age (demographics), IGT-C metacognitive knowledge, and cognitive abilities.

Demographics. No significant group differences were observed in gender ($\chi^2 = 2.14, p = .143$). However, significant differences were found in age ($F_{(1,52)} = 15.14, p = .000$). Participants with high sensitivity to punishment frequency were younger than individuals with low sensitivity to punishment.

IGT-C metacognitive knowledge. We compared group differences in motivation, calculation, and knowledge of the IGT-C. Relative to children with low sensitivity to punishment frequency, participants with high sensitivity to punishment presented significantly lower scores in calculation ($F_{(1, 52)} = 20.62, p = .000$) and task knowledge ($F_{(1, 52)} = 7.47, p = .009$). These significant differences remained after adjusting by age as a covariate (see [Table 2](#)). No significant differences between groups were observed in motivation.

Cognitive assessment. Children with high sensitivity to punishment obtained less scores in two working memory subtest (Arithmetics: $F_{(1, 52)} = 7.34, p = .009$ and Letters and numbers: $F_{(1, 52)} = 4.32, p = .043$). However, these significant differences disappeared after adjusting by age (Arithmetics: $F_{(1, 51)} = 0.57, p = .453$; Letters and numbers: $F_{(1, 51)} = 0.31, p = .580$). No significant group differences were observed in FI, verbal inhibition, set-shifting, and most of the measures from the BMP (see [Table 2](#)). However, significant differences were found in the BMP's rule breaking score (inhibitory control): children with high sensitivity to punishment made more errors ($F_{(1, 52)} = 4.83, p = .032$). These differences remained significant after adjusting by age as a covariate.

Table 2. Means, SDs and group comparisons between participants with high and low sensitivity to punishment frequency.

	High sensitivity to Punishment Frequency (N = 28)	Low sensitivity to Punishment Frequency (N = 26)	Group differences *	Ancova (age)*
Demographics				
Gender (male: female)	9:19	14:12	.143	n.a
Age	10.21 (1.75)	12.12 (1.84)	.000	n.a
Cognitive Assesment				
RPMT	34.78 (7.41)	37.88 (5.98)	.098	.870
Digit span	14.39 (2.02)	15.85 (3.94)	.091	.439
Letters and numbers	15.11 (4.57)	17.50 (3.82)	.043	.580
Aritmethic	21.93 (4.66)	24.92 (3.83)	.009	.453
Hayling test	5.00 (4.17)	4.19 (4.67)	.505	.844
TMT-A	25.78 (8.38)	23.32 (8.94)	.305	.918
TMT-B	75.96 (33.58)	64.46 (29.33)	.187	.408
BMP: Planning	6.29 (2.88)	6.15 (2.74)	.864	.647
BMP: Task attempted	2.54 (0.74)	2.72 (0.46)	.290	.979
BMP: Strategic performance	7.36 (2.51)	9.42 (2.73)	.006	.175
BMP: Rule breaking	1.77 (1.68)	0.89 (1.23)	.032	.003
Metacognitive knowledge of the IGT-C				
Motivation	3.54 (0.51)	3.38 (0.64)	.338	.753
Calculation	3.96 (2.05)	5.85 (0.54)	.000	.002
Knowledge	1.17 (0.9)	1.77 (0.65)	.009	.031

* For group comparisons a one-way Anova test was used except for gender (chi-square test). The Ancova test was used to compare cognitive and metacognitive measures, using age as a covariate.

RPMT: Raven's Progressive Matrices Test; TMT: Trail Making Test; BMP: Battersea Multitask Paradigm.

doi:10.1371/journal.pone.0133683.t002

Overall, these results show that age, IGT-C metacognitive knowledge, working memory, and inhibitory control were associated with high sensitivity to punishment frequency. However, after adjusting by age, only IGT-C metacognitive knowledge and inhibitory control were the measures that differentiated children with high and low sensitivity to punishment.

Discussion

In this study we explored the influence of psychophysiological, metacognitive, and cognitive variables in children's sensitivity to punishment frequency during decision-making tasks. Our results showed increased anticipatory psychophysiological responses to most of the options involving high frequency of losses. In addition, age, IGT-C metacognitive knowledge, and inhibitory control were associated with individual differences in sensitivity to punishment frequency.

By using a modified IGT suitable for children, this study demonstrated that participants between 8 to 14 years-old develop anticipatory psychophysiological signals that accompany their preference for advantageous options with infrequent punishment. Although similar psychophysiological patterns was previously reported only in adolescents up to 16 [2], our

study extended this finding to younger children. Also, this is the first developmental study demonstrating that metacognitive knowledge and inhibitory control also play a role on participants' sensitivity to punishment frequency. Taken together, our data indicate that children's preference for infrequent punishment is partially explained by psychophysiological signals as well as task complexity and cognitive control.

Sensitivity to punishment frequency: Behavioral correlates

Developmental studies suggest that children are not able to consider the long-term consequences of their decisions until late adolescence [1–4,8–12]. Similarly, our results showed that performance in the IGT-C was associated with age. However, children have been shown to prefer options with infrequent punishment [1,3–6]. In our task, participants selected advantageously only when the AD featured infrequent punishment (easy version), but they failed to do so when the AD was associated with high punishment frequency (hard version). These results suggest that the ability to taking into consideration the choice's long-term benefit decreased when it was associated with a high punishment frequency. Our findings are in line with previous reports [1,3–5,14,36] and confirm that children have a bias towards infrequent punishment.

Note, that in the hard version DD-L was not preferred over AD-H. Thus, it is likely that children do not always prefer options with infrequent punishment. Instead, this frequency effect seems to bias children's choices and induce a shift between advantageous and disadvantageous choices. We suggest that this profile could be an inability to take into account the future consequences, but it could also be an unwillingness to experience negative emotions in the short term. In other words, children want to avoid the immediate negative feeling associated with frequent punishment.

Sensitivity to punishment frequency: Psychophysiological correlates

Consistent with behavioral responses, anticipatory SCR was modulated by high and low punishment frequency. Only in the easy version, participants showed increased anticipatory SCR to the DD. In addition, higher SCR was observed in ADs depicting high punishment frequency rather than low frequency of losses. A previous report [2], has suggested that children perform like patients with VMPFC lesions because they show no psychophysiological responses prior to disadvantageous decisions. Conversely, our results show that children do exhibit anticipatory SCR as a correlate of behavioral performance—i.e., avoiding options with high punishment frequency. These findings are in line with theories that interpret anticipatory SCRs as covert emotional signals influencing decision-making [7,37]. We suggest that psychophysiological signals may be used as covert input to avoid high punishment frequency, which may explain children's behavioral preferences.

However, within DDs, anticipatory SCR was not significantly modulated as a function of punishment frequency. Note that the DD with low punishment frequency (DD-L) represents the option with the highest loss magnitude in the task (Table 1). We propose that the high unexpected losses in this option may generate elevated anticipatory SCR, which attenuates the differences between both DDs.

Similarly, the highest post-feedback SCR was observed in the DD-L. Thus, this option produced the only significant modulation between win and loss. Thus, contrary to our expectations, SCR after feedback was modulated by the unexpected and high loss magnitude rather than punishment frequency.

Traditionally, high SCR after loss has been associated with a monitoring system indicating that performance should be adjusted on subsequent trials [38]. However, our participants

persisted on selecting from the DD-L even after high SCR to losses. Similarly, Crone and van der Molen [2] found that increased SCR after loss in DDs was not different between participants with good and poor performance. These results suggest that SCR responses after high negative feedback could be associated with a general system that responds to aversive situations. Alternatively, these results could be framed within the Yerkes-Dodson law [39], which suggests that reinforcement signals that are too arousing will slow down subsequent performance rather than increase task focus.

In sum, our results show that high anticipatory SCR was partially used as an implicit signal accompanying the avoidance of options with high punishment frequency. Such a psychophysiological response may explain the children's preference for infrequent punishment. Conversely, increased SCR after feedback was modulated by the unexpected high magnitude of losses. Thus, it may explain the persistence on selection from the disadvantageous option with low punishment frequency.

Lastly, contrary to our predictions, none of these psychophysiological measures was related to age. This finding suggests that both anticipatory SCRs modulation in response to punishment frequency and SCR after feedback in response to unexpected punishment magnitude is not directly associated with developmental changes, at least between 8 to 14 years-old.

Cognitive and metacognitive processes associated with individual differences in sensitivity to punishment frequency

We explored whether demographic, IGT-C metacognitive knowledge, and cognitive variables would differentiate between children with high and low sensitivity to loss frequency. We found that participants with higher sensitivity to punishment frequency were younger, exhibited poorer metacognitive knowledge of the task, and had lower inhibitory control. We suggest that preference for infrequent punishment is associated with age, the complexity of the IGT, and with children's ability to suppress prepotent responses.

First, as previously reported [1,3,4,14], we found that age was associated with reduced sensitivity to loss frequency. Second, this is the first developmental study to evaluate the influences of metacognitive knowledge on IGT performance. Although the groups did not differ in task motivation, participants with high sensitivity to punishment frequency reported poorer task-relevant knowledge and reduced calculation abilities. Previous reports have suggested that explicit knowledge about payoff structure during and after the IGT is an important predictor of adult performance [24,25,40]. Similarly, developmental studies [14,41] demonstrated that children learn to prefer advantageous options in the IGT when information about wins, losses, and probabilities are presented before the task starts. In the present study, we found that children with high sensitivity to punishment frequency exhibited less explicit knowledge about the decks' long-term profit, as assessed by a post-task questionnaire. Thus, misunderstanding of the options' future consequences may promote preference for infrequent punishment.

In addition, we found that children with high sensitivity to punishment frequency showed less ability to calculate the net score per trial in the IGT-C. This result may suggest that children's high frequency bias could also be associated with reduced task understanding. Note that the task includes calculations with negative numbers—e.g., Fig 1 shows a trial with a win of \$4 and a loss of \$20, implying a total loss of \$16. Given that negative numbers are usually introduced into the mathematics curriculum between fourth and sixth grade [42,43], it is not surprising that young children failed to perform such calculations. We also observed significant group differences in arithmetic and letters and numbers subtests of working memory which are highly correlated to math abilities [31]. However, these group differences disappeared after adjusting by age. Previous studies found no association between IGT performance and

standardized measures of arithmetic skills [41]. These findings suggest that standardized arithmetic tasks may not be sensitive enough to assess children's abilities to calculate the ongoing operations during the IGT.

In sum, we demonstrated that sensitivity to punishment frequency is influenced by the complexity of the IGT, which requires understanding and mental manipulation (calculations) of several task dimensions (gains, losses, and probabilities).

Finally, our results showed that children with low and high punishment sensitivity profiles did not differ across FI and most of the EFs measures. Similarly, previous reports [10,11,20,21,44–46], found no association between IGT performance and EF measures. However, children with high sensitivity to punishment frequency did make more errors in the BMP. Rule-breaking in multitasking settings has been attributed to poor inhibitory control in adults [47] and children [35]. In addition, low inhibitory control has been linked to high sensitivity to reward and punishment across development [48,49]. Since we compared groups with different tolerance to punishment frequency, it was not unexpected that inhibitory control became the EF which differentiated both groups. However, we did not find significant group differences in the other inhibition measure (the Hayling test), which resembles findings in other developmental studies [11,44]. The BMP is a complex, ecologically valid task that requires the inhibition of prepotent response in a real-life environment [35,50,51]. The Hayling test also demands response inhibition [52], but it could be solved with more basic rules (e.g., naming objects within the participant's visual field). Hence, tolerance to high punishment frequency may be associated with cognitive control as assessed with more ecological executive tasks (such as the BMP).

Limitations and future directions

First, we observed high variability in psychophysiological responses among participants. Futures studies should explore whether our results are replicated in larger samples. Likewise, the influence of metacognitive and cognitive variables on children's decision-making should be investigated with more robust methods—such as structural equation modeling, which also requires an extended number of participants.

In addition, while our assessment of IGT-C metacognitive knowledge was based on a self-report questionnaire, children exhibit a dissociation between knowing and doing [53]. In other words, children sometimes fail to report knowledge (e.g., ability to identify the AD) that is present in their behavior (e.g., preferring the AD). Besides, our assessment of task knowledge does not reveal whether children identified long-term benefits or were focused on the amounts of win, loss, or punishment frequency. Future studies would benefit from using more objective measures, such as post-decision wagering [54], to assess the participants' task knowledge. Similarly, the assessment of metacognition should be improved in future studies through an examination of decision confidence and knowledge previous to feedback presentation.

Lastly, we considered children which obtained positive performance on both easy and hard versions as participants with low sensitivity to punishment frequency. Those participants could also have employed other strategies (i.e., focusing on the amount of loss or the expected value of the outcomes). Futures studies should consider experimental paradigms designed to disentangle these strategies.

Conclusions

In this study we developed a simplified IGT to explore the cognitive and psychophysiological processes associated with children's sensitivity to punishment frequency. We suggest that this design helped to resolve some inconsistencies in findings reported previously. We found that

high anticipatory SCR accompanies avoidance of high punishment frequency in most of the participants' choices. We suggest that these implicit signals may bias children's decision-making. In addition, we found that poor task metacognitive knowledge and low inhibitory control were associated with sensitivity to punishment frequency. This indicates that task complexity and cognitive control development may explain the observed preference for infrequent punishment.

Our findings have implications for both neurodevelopmental assessment and educational practice. First, developmental studies should control for task complexity and the children's scholastic learning—e.g., the ability to solve arithmetic calculations. Otherwise, the children's performance may be misinterpreted in the light of adult tasks and models [55]. Finally, sensitivity to punishment frequency may also have implications for educational practices involving continuous feedback to students. While feedback is crucial to improve and accelerate learning [56], we suggest that the conditions in which feedback is given may affect the students' subsequent performance. In particular, feedback approaches highlighting the frequency of errors (as opposed to eventual achievements) may generate aversion to the tasks in question and promote disadvantageous decision-making.

Supporting Information

S1 Dataset. Data repository.

(XLS)

S1 Fig. Pilot study IGT-C. Mean number of cards selected from each deck and net score for the easy and hard version of the task.

(TIF)

S1 Table. Mean and SDs of SCR measures for each deck of the IGT-C.

(DOCX)

S2 Table. Correlations of IGT-C measures with age.

(DOCX)

S1 Text. Pilot study

(DOCX)

S2 Text. IGT-C questionnaire.

(DOCX)

S3 Text. Cognitive assessment.

(DOCX)

Author Contributions

Conceived and designed the experiments: MLGG JM AI. Performed the experiments: MLGG. Analyzed the data: MLGG CAT JD SA AI. Contributed reagents/materials/analysis tools: AS SB DH JM SM FM. Wrote the paper: MLGG AS SA AI. Revised the article: CAT JD SB DH JM SM FM. Gave final approval of the version to be published: MLGG AS CAT JD SB DH JM SM FM SA AI.

References

1. Crone E, Bunge S, Latenstein H, van der Molen M. Characterization of children's decision making: sensitivity to punishment frequency, not task complexity. *Child neuropsychology: a journal on normal and*

- abnormal development in childhood and adolescence. 2005; 11:245–63. doi: [10.1080/092970490911261](https://doi.org/10.1080/092970490911261) PMID: [16036450](https://pubmed.ncbi.nlm.nih.gov/16036450/).
2. Crone E, van der Molen M. Development of decision making in school-aged children and adolescents: evidence from heart rate and skin conductance analysis. *Child development*. 2007; 78:1288–301. doi: [10.1111/j.1467-8624.2007.01066.x](https://doi.org/10.1111/j.1467-8624.2007.01066.x) PMID: [17650139](https://pubmed.ncbi.nlm.nih.gov/17650139/).
 3. Huizenga HM, Crone E, Jansen BJ. Decision-making in healthy children, adolescents and adults explained by the use of increasingly complex proportional reasoning rules. *Developmental science*. 2007; 10:814–25. doi: [10.1111/j.1467-7687.2007.00621.x](https://doi.org/10.1111/j.1467-7687.2007.00621.x) PMID: [17973798](https://pubmed.ncbi.nlm.nih.gov/17973798/).
 4. Aite A, Cassotti M, Rossi S, Poirel N, Lubin A, Houde O, et al. Is human decision making under ambiguity guided by loss frequency regardless of the costs? A developmental study using the Soochow Gambling Task. *J Exp Child Psychol*. 2012; 113(2):286–94. Epub 2012/06/26. doi: [10.1016/j.jecp.2012.05.008](https://doi.org/10.1016/j.jecp.2012.05.008) PMID: [22727674](https://pubmed.ncbi.nlm.nih.gov/22727674/).
 5. Carlson SM, Zayas V, Guthormsen A. Neural correlates of decision making on a gambling task. *Child Development*. 2009; 80(4):1076–96. Epub 2009/07/28. doi: [10.1111/j.1467-8624.2009.01318.x](https://doi.org/10.1111/j.1467-8624.2009.01318.x) PMID: [19630895](https://pubmed.ncbi.nlm.nih.gov/19630895/).
 6. Cassotti M, Aite A, Osmond A, Houde O, Borst G. What have we learned about the processes involved in the Iowa Gambling Task from developmental studies? *Frontiers in psychology*. 2014; 5:915. Epub 2014/09/06. doi: [10.3389/fpsyg.2014.00915](https://doi.org/10.3389/fpsyg.2014.00915) PMID: [25191295](https://pubmed.ncbi.nlm.nih.gov/25191295/); PubMed Central PMCID: [PMC4138612](https://pubmed.ncbi.nlm.nih.gov/PMC4138612/).
 7. Bechara A, Damasio AR, Damasio H, Anderson SW. Insensitivity to future consequences following damage to human prefrontal cortex. *Cognition*. 1994; 50(1–3):7–15. Epub 1994/04/01. PMID: [8039375](https://pubmed.ncbi.nlm.nih.gov/8039375/).
 8. Crone E, Jennings J, Van der Molen M. Developmental change in feedback processing as reflected by phasic heart rate changes. *Developmental psychology*. 2004; 40:1228–38. doi: [10.1037/0012-1649.40.6.1228](https://doi.org/10.1037/0012-1649.40.6.1228) PMID: [15535769](https://pubmed.ncbi.nlm.nih.gov/15535769/).
 9. Smith DG, Xiao L, Bechara A. Decision making in children and adolescents: impaired Iowa Gambling Task performance in early adolescence. *Dev Psychol*. 2012; 48(4):1180–7. Epub 2011/11/16. doi: [10.1037/a0026342](https://doi.org/10.1037/a0026342) PMID: [22081879](https://pubmed.ncbi.nlm.nih.gov/22081879/).
 10. Prencipe A, Kesek A, Cohen J, Lamm C, Lewis MD, Zelazo PD. Development of hot and cool executive function during the transition to adolescence. *J Exp Child Psychol*. 2011; 108(3):621–37. Epub 2010/11/04. doi: [10.1016/j.jecp.2010.09.008](https://doi.org/10.1016/j.jecp.2010.09.008) PMID: [21044790](https://pubmed.ncbi.nlm.nih.gov/21044790/).
 11. Hooper CJ, Luciana M, Conklin HM, Yarger RS. Adolescents' performance on the Iowa Gambling Task: implications for the development of decision making and ventromedial prefrontal cortex. *Dev Psychol*. 2004; 40(6):1148–58. Epub 2004/11/13. doi: [10.1037/0012-1649.40.6.1148](https://doi.org/10.1037/0012-1649.40.6.1148) PMID: [15535763](https://pubmed.ncbi.nlm.nih.gov/15535763/).
 12. Cauffman E, Shulman EP, Steinberg L, Claus E, Banich MT, Graham S, et al. Age differences in affective decision making as indexed by performance on the Iowa Gambling Task. *Dev Psychol*. 2010; 46(1):193–207. Epub 2010/01/08. doi: [10.1037/a0016128](https://doi.org/10.1037/a0016128) PMID: [20053017](https://pubmed.ncbi.nlm.nih.gov/20053017/).
 13. Crone E, van der Molen MW. Developmental changes in real life decision making: performance on a gambling task previously shown to depend on the ventromedial prefrontal cortex. *Developmental neuropsychology* 2004. p. 251–79. PMID: [15147999](https://pubmed.ncbi.nlm.nih.gov/15147999/)
 14. van Duijvenvoorde AC, Jansen BR, Visser I, Huizenga HM. Affective and cognitive decision-making in adolescents. *Dev Neuropsychol*. 2010; 35(5):539–54. Epub 2010/08/20. doi: [10.1080/87565641.2010.494749](https://doi.org/10.1080/87565641.2010.494749) PMID: [20721774](https://pubmed.ncbi.nlm.nih.gov/20721774/).
 15. Bechara A, Damasio H, Tranel D, Damasio AR. Deciding advantageously before knowing the advantageous strategy. *Science*. 1997; 275(5304):1293–5. Epub 1997/02/28. PMID: [9036851](https://pubmed.ncbi.nlm.nih.gov/9036851/).
 16. Crone EA, Somsen RJ, Van Beek B, Van Der Molen MW. Heart rate and skin conductance analysis of antecedents and consequences of decision making. *Psychophysiology*. 2004; 41(4):531–40. Epub 2004/06/11. doi: [10.1111/j.1469-8986.2004.00197.x](https://doi.org/10.1111/j.1469-8986.2004.00197.x) PMID: [15189476](https://pubmed.ncbi.nlm.nih.gov/15189476/).
 17. Dunn BD, Dalgleish T, Lawrence AD. The somatic marker hypothesis: a critical evaluation. *Neuroscience and biobehavioral reviews*. 2006; 30:239–71. doi: [10.1016/j.neubiorev.2005.07.001](https://doi.org/10.1016/j.neubiorev.2005.07.001) PMID: [16197997](https://pubmed.ncbi.nlm.nih.gov/16197997/).
 18. Figner B, Murphy RO. Using skin conductance in judgment and decision making research. In: Schulte-Mecklenbeck A, Kuehberger M, Ranyard R, editors. *A handbook of process tracing methods for decision research*. New York: Psychology Press; 2011.
 19. Masunami T, Okazaki S, Maekawa H. Decision-making patterns and sensitivity to reward and punishment in children with attention-deficit hyperactivity disorder. *International Journal of Psychophysiology*. 2009; 72:283–8. doi: [10.1016/j.ijpsycho.2009.01.007](https://doi.org/10.1016/j.ijpsycho.2009.01.007) PMID: [19452602](https://pubmed.ncbi.nlm.nih.gov/19452602/)
 20. Overman WH, Frassrand K, Ansel S, Trawalter S, Bies B, Redmond A. Performance on the IOWA card task by adolescents and adults. *Neuropsychologia*. 2004; 42(13):1838–51. Epub 2004/09/08. doi: [10.1016/j.neuropsychologia.2004.03.014](https://doi.org/10.1016/j.neuropsychologia.2004.03.014) PMID: [15351632](https://pubmed.ncbi.nlm.nih.gov/15351632/).

21. Hongwanishkul D, Happaney KR, Lee WS, Zelazo PD. Assessment of hot and cool executive function in young children: age-related changes and individual differences. *Dev Neuropsychol*. 2005; 28(2):617–44. Epub 2005/09/08. doi: [10.1207/s15326942dn2802_4](https://doi.org/10.1207/s15326942dn2802_4) PMID: [16144430](https://pubmed.ncbi.nlm.nih.gov/16144430/).
22. Lamm C, Zelazo PD, Lewis MD. Neural correlates of cognitive control in childhood and adolescence: disentangling the contributions of age and executive function. *Neuropsychologia*. 2006; 44:2139–48. doi: [10.1016/j.neuropsychologia.2005.10.013](https://doi.org/10.1016/j.neuropsychologia.2005.10.013) PMID: [16310813](https://pubmed.ncbi.nlm.nih.gov/16310813/).
23. Jansen BRJ, van Duijvenvoorde ACK, Huizenga HM. Development of decision making: Sequential versus integrative rules. *Journal of experimental child psychology*. 2011; 111:87–100. doi: [10.1016/j.jecp.2011.07.006](https://doi.org/10.1016/j.jecp.2011.07.006) PMID: [21911222](https://pubmed.ncbi.nlm.nih.gov/21911222/).
24. Maia TV, McClelland JL. A reexamination of the evidence for the somatic marker hypothesis: what participants really know in the Iowa gambling task. *Proc Natl Acad Sci U S A*. 2004; 101(45):16075–80. Epub 2004/10/27. doi: [10.1073/pnas.0406666101](https://doi.org/10.1073/pnas.0406666101) PMID: [15501919](https://pubmed.ncbi.nlm.nih.gov/15501919/); PubMed Central PMCID: [PMC528759](https://pubmed.ncbi.nlm.nih.gov/pmc/articles/PMC528759/).
25. Fernie G, Tunney RJ. Learning on the IGT follows emergence of knowledge but not differential somatic activity. *Frontiers in psychology*. 2013; 4:687. Epub 2013/10/11. doi: [10.3389/fpsyg.2013.00687](https://doi.org/10.3389/fpsyg.2013.00687) PMID: [24109462](https://pubmed.ncbi.nlm.nih.gov/24109462/); PubMed Central PMCID: [PMC3790076](https://pubmed.ncbi.nlm.nih.gov/pmc/articles/PMC3790076/).
26. Brevers D, Cleeremans A, Bechara A, Greisen M, Kornreich C, Verbanck P, et al. Impaired metacognitive capacities in individuals with problem gambling. *Journal of gambling studies / co-sponsored by the National Council on Problem Gambling and Institute for the Study of Gambling and Commercial Gaming*. 2014; 30(1):141–52. Epub 2012/11/15. doi: [10.1007/s10899-012-9348-3](https://doi.org/10.1007/s10899-012-9348-3) PMID: [23149513](https://pubmed.ncbi.nlm.nih.gov/23149513/).
27. Brevers D, Cleeremans A, Bechara A, Greisen M, Kornreich C, Verbanck P, et al. Impaired self-awareness in pathological gamblers. *Journal of gambling studies / co-sponsored by the National Council on Problem Gambling and Institute for the Study of Gambling and Commercial Gaming*. 2013; 29(1):119–29. Epub 2012/01/26. doi: [10.1007/s10899-012-9292-2](https://doi.org/10.1007/s10899-012-9292-2) PMID: [22273773](https://pubmed.ncbi.nlm.nih.gov/22273773/).
28. Dawson M, Schell A, Filion D. The electrodermal system. In: Cacioppo J, Tassinary L, Berntson G, editors. *Handbook of Psychophysiology*. United States: Cambridge University Press; 2000.
29. Benedek M, Kaernbach C. A continuous measure of phasic electrodermal activity. *J Neurosci Methods*. 2010; 190(1):80–91. Epub 2010/05/11. doi: [10.1016/j.jneumeth.2010.04.028](https://doi.org/10.1016/j.jneumeth.2010.04.028) PMID: [20451556](https://pubmed.ncbi.nlm.nih.gov/20451556/); PubMed Central PMCID: [PMC2892750](https://pubmed.ncbi.nlm.nih.gov/pmc/articles/PMC2892750/).
30. Raven JC, Court JH, Raven J. Raven manual: Section 3. The standard progressive matrices. Oxford: Oxford Psychologists Press; 1992.
31. Wechsler D. Wechsler intelligence scale for children, fourth edition San Antonio: Psychological Corporation; 2003.
32. Shallice T, Marzocchi GM, Coser S, Del Savio M, Meuter RF, Rumiat RI. Executive function profile of children with attention deficit hyperactivity disorder. *Dev Neuropsychol*. 2002; 21(1):43–71. Epub 2002/06/13. doi: [10.1207/S15326942DN2101_3](https://doi.org/10.1207/S15326942DN2101_3) PMID: [12058835](https://pubmed.ncbi.nlm.nih.gov/12058835/).
33. Cartoceti R, Sampedro B, Abusamra V, Ferreres A. Evaluación de la iniciación y supresión de respuesta verbal en niños. *Revista Fonoaudiologica*. 2009; 52(2):9–24.
34. Spreen O, Gaddes WH. Developmental norms for 15 neuropsychological tests age 6 to 15. *Cortex*. 1969; 5(2):170–91. Epub 1969/06/01. PMID: [5824433](https://pubmed.ncbi.nlm.nih.gov/5824433/).
35. Mackinlay R, Charman T, Karmiloff-Smith A. High functioning children with autism spectrum disorder: a novel test of multitasking. *Brain and cognition*. 2006; 61:14–24. doi: [10.1016/j.bandc.2005.12.006](https://doi.org/10.1016/j.bandc.2005.12.006) PMID: [16455173](https://pubmed.ncbi.nlm.nih.gov/16455173/).
36. Aite A, Barrault S, Cassotti M, Borst G, Bonnaire C, Houde O, et al. The impact of alexithymia on pathological gamblers' decision making: a preliminary study of gamblers recruited in "sportsbook" casinos. *Cognitive and behavioral neurology: official journal of the Society for Behavioral and Cognitive Neurology*. 2014; 27(2):59–67. Epub 2014/06/27. doi: [10.1097/WNN.000000000000027](https://doi.org/10.1097/WNN.000000000000027) PMID: [24968006](https://pubmed.ncbi.nlm.nih.gov/24968006/).
37. Damasio A. *Descartes' error: emotion, reason and the human brain*. New York: Avon; 1994.
38. Hajcak G, McDonald N, Simons RF. To err is autonomic: Error-related brain potentials, ANS activity, and post-error compensatory behavior. *Psychophysiology*. 2003; 40:895–903. doi: [10.1111/1469-8986.00107](https://doi.org/10.1111/1469-8986.00107) PMID: [14986842](https://pubmed.ncbi.nlm.nih.gov/14986842/)
39. Yerkes R, Dodson J. The relation of strength of stimulus to rapidity of habit-formation. *Journal of Comparative Neurology and Psychology*. 1908; 18:459–82.
40. Newell BR, Shanks DR. Unconscious influences on decision making: a critical review. *The Behavioral and brain sciences*. 2014; 37(1):1–19. Epub 2014/01/28. doi: [10.1017/S0140525X12003214](https://doi.org/10.1017/S0140525X12003214) PMID: [24461214](https://pubmed.ncbi.nlm.nih.gov/24461214/).
41. Van Duijvenvoorde AC, Jansen BR, Bredman JC, Huizenga HM. Age-related changes in decision making: comparing informed and noninformed situations. *Developmental Psychology*. 2012; 48(1):192–203. Epub 2011/10/05. doi: [10.1037/a0025601](https://doi.org/10.1037/a0025601) PMID: [21967563](https://pubmed.ncbi.nlm.nih.gov/21967563/).

42. Gullick MM, Wolford G. Understanding less than nothing: children's neural response to negative numbers shifts across age and accuracy. *Frontiers in psychology*. 2013; 4:584. Epub 2013/09/24. doi: [10.3389/fpsyg.2013.00584](https://doi.org/10.3389/fpsyg.2013.00584) PMID: [24058350](https://pubmed.ncbi.nlm.nih.gov/24058350/); PubMed Central PMCID: PMC3767892.
43. Varma S, Schwartz DL. The mental representation of integers: an abstract-to-concrete shift in the understanding of mathematical concepts. *Cognition*. 2011; 121(3):363–85. Epub 2011/09/24. doi: [10.1016/j.cognition.2011.08.005](https://doi.org/10.1016/j.cognition.2011.08.005) PMID: [21939966](https://pubmed.ncbi.nlm.nih.gov/21939966/).
44. Lamm C, Zelazo PD, Lewis MD. Neural correlates of cognitive control in childhood and adolescence: disentangling the contributions of age and executive function. *Neuropsychologia*. 2006; 44(11):2139–48. Epub 2005/11/29. doi: [10.1016/j.neuropsychologia.2005.10.013](https://doi.org/10.1016/j.neuropsychologia.2005.10.013) PMID: [16310813](https://pubmed.ncbi.nlm.nih.gov/16310813/).
45. Crone E, Vendel I, Van der Molen M. Decision-making in disinhibited adolescents and adults: Insensitivity to future consequences or driven by immediate reward? *Personality and Individual Differences*. 2003; 35:1625–41. doi: [10.1016/S0191-8869\(02\)00386-0](https://doi.org/10.1016/S0191-8869(02)00386-0)
46. Crone EA, Bunge SA, Latenstein H, van der Molen MW. Characterization of children's decision making: sensitivity to punishment frequency, not task complexity. *Child Neuropsychol*. 2005; 11(3):245–63. Epub 2005/07/23. doi: [10.1080/092970490911261](https://doi.org/10.1080/092970490911261) PMID: [16036450](https://pubmed.ncbi.nlm.nih.gov/16036450/).
47. Shallice T, Burgess PW. Deficits in strategy application following frontal lobe damage in man. *Brain*. 1991; 114 (Pt 2):727–41. Epub 1991/04/01. PMID: [2043945](https://pubmed.ncbi.nlm.nih.gov/2043945/).
48. Hare TA, Tottenham N, Galvan A, Voss HU, Glover GH, Casey BJ. Biological substrates of emotional reactivity and regulation in adolescence during an emotional go-nogo task. *Biological psychiatry*. 2008; 63(10):927–34. Epub 2008/05/03. doi: [10.1016/j.biopsych.2008.03.015](https://doi.org/10.1016/j.biopsych.2008.03.015) PMID: [18452757](https://pubmed.ncbi.nlm.nih.gov/18452757/); PubMed Central PMCID: PMC2664095.
49. Somerville LH, Jones RM, Casey BJ. A time of change: behavioral and neural correlates of adolescent sensitivity to appetitive and aversive environmental cues. *Brain Cogn*. 2010; 72(1):124–33. Epub 2009/08/22. doi: [10.1016/j.bandc.2009.07.003](https://doi.org/10.1016/j.bandc.2009.07.003) PMID: [19695759](https://pubmed.ncbi.nlm.nih.gov/19695759/); PubMed Central PMCID: PMC2814936.
50. Burgess PW, Alderman N, Evans J, Emslie H, Wilson BA. The ecological validity of tests of executive function. *J Int Neuropsychol Soc*. 1998; 4(6):547–58. Epub 1999/03/02. PMID: [10050359](https://pubmed.ncbi.nlm.nih.gov/10050359/).
51. Torralva T, Gleichgerrcht E, Lischinsky A, Roca M, Manes F. “Ecological” and highly demanding executive tasks detect real life deficits in high functioning adult ADHD patients. *Journal of Attention Disorders* 2012.
52. Burgess PW, Shallice T. Response suppression, initiation and strategy use following frontal lobe lesions. *Neuropsychologia*. 1996; 34(4):263–72. Epub 1996/04/01. PMID: [8657357](https://pubmed.ncbi.nlm.nih.gov/8657357/).
53. Zelazo PD. The development of conscious control in childhood. *Trends Cogn Sci*. 2004; 8(1):12–7. Epub 2003/12/31. PMID: [14697398](https://pubmed.ncbi.nlm.nih.gov/14697398/).
54. Persaud N, McLeod P, Cowey A. Post-decision wagering objectively measures awareness. *Nat Neurosci*. 2007; 10(2):257–61. Epub 2007/01/24. doi: [10.1038/nn1840](https://doi.org/10.1038/nn1840) PMID: [17237774](https://pubmed.ncbi.nlm.nih.gov/17237774/).
55. Karmiloff-Smith A. Development itself is the key to understanding developmental disorders. *Trends Cogn Sci*. 1998; 2(10):389–98. Epub 1998/10/01. PMID: [21227254](https://pubmed.ncbi.nlm.nih.gov/21227254/).
56. Sadler R. Formative Assessment: revisiting the territory. *Assessment in Education: Principles, Policy & Practice*. 1998; 5(1):77–84.